



Deutsche Jugendmeisterschaften 2008

Rhythmische Sportgymnastik

JLK Juniorenleistungsklasse

Fellbach-Schmidlen









































31. Mai/1. Juni 2008



Einzelwettkampf
Wettkampf II: Mehrkampf

Datum: 31. Mai 2008

EINZELNOTEN MEHRKAMPF JLK 13

Rang	Name Vorname	TW	KW	B	Abz.	Punkte	Rang Gerät
1.	JUNG Laura (Saarland)		TV St. Wendel		Summe:	88,230	
		4,166	8,100	8,033		22,199	(1.)
		5,133	7,700	8,300	0,50	22,516	(1.)
		5,100	6,300	8,266		22,232	(1.)
		4,766	6,200	7,900		21,283	(1.)
2.	BEREZKO Jana (Schwaben)		TSV Schmidlen		Summe:	83,378	
		3,766	7,500	7,666		20,965	(2.)
		4,233	8,100	8,033	0,20	22,032	(2.)
		4,700	6,800	7,866		21,482	(2.)
		4,466	4,600	7,333	0,30	18,899	(3.)
3.	LASS Romina (Bremen)		Blumenthaler TV Bremen		Summe:	77,779	
		3,233	6,000	7,033	0,10	18,582	(4.)
		3,933	7,000	7,133		19,732	(3.)
		4,066	6,100	7,433		19,949	(3.)
		4,733	5,100	7,300		19,516	(2.)
4.	KUHN Alexandra (Schwaben)		TSV Schmidlen		Summe:	72,312	
		3,200	6,400	7,800	0,20	20,200	(3.)
		2,833	5,300	6,766	0,80	16,798	(10.)
		3,633	5,400	7,466	0,20	19,248	(4.)
		3,033	3,600	6,500	0,25	16,066	(9.)
5.	KRAUS Xenia (Westfalen)		TV Wattenscheid 01		Summe:	69,314	
		2,900	5,200	6,966		17,982	(5.)
		2,900	4,000	6,300		16,050	(12.)
		2,500	5,400	7,433		18,816	(5.)
		2,933	3,600	6,600		16,466	(7.)
6.	TSCHERNISCHEW Christina (Schwaben)		TSV Schmidlen		Summe:	68,512	
		2,500	4,300	6,466	0,25	16,082	(9.)
		2,600	5,000	7,166	0,30	17,832	(4.)
		3,466	5,300	7,100	0,05	18,533	(6.)
		2,766	3,100	6,566		16,065	(10.)
7.	NAWRATH Viktoria (Westfalen)		TV Wattenscheid 01		Summe:	68,179	
		3,133	4,500	6,100	0,40	15,616	(14.)
		2,933	4,700	6,866		17,548	(7.)
		2,600	4,900	6,800	0,05	17,300	(7.)
		3,166	4,000	7,066		17,715	(4.)
8.	GÜNNEMANN Andra (Bremen)		TV Eiche Horn Bremen		Summe:	67,311	
		1,833	6,300	6,800		17,666	(6.)
		2,733	6,700	6,466		17,648	(6.)
		2,566	4,300	6,066		15,565	(12.)
		2,533	5,000	6,433	0,20	16,432	(8.)
9.	SCHAVERNEV Viktoria (Bremen)		Bremen 1860		Summe:	66,296	
		2,100	5,900	6,366		16,732	(8.)
		2,500	5,600	6,300		16,650	(11.)
		2,166	3,900	6,433		15,899	(9.)
		2,866	4,900	6,566		17,015	(5.)
10.	SPONHEIMER Lisa (Saarland)		TV Fechingen		Summe:	65,679	
		1,566	5,100	6,266		15,865	(10.)
		2,000	6,400	6,800	0,05	17,750	(5.)
		1,466	4,200	6,166		15,165	(14.)
		2,166	4,700	6,833	0,20	16,899	(6.)



Deutsche Jugendmeisterschaften 2008

Rhythmische Sportgymnastik

JLK Juniorenleistungsklasse

Fellbach-Schmidlen

































31. Mai/1. Juni 2008



Einzelwettkampf
Wettkampf II: Mehrkampf

Datum: 31. Mai 2008

EINZELNOTEN MEHRKAMPF JLK 13

Rang	Name Vorname	TW	KW	B	Abz.	Punkte	Rang Gerät
11.	NIKLAS Vivien (Sachsen)		TuG Leipzig		Summe:	65,047	
		1,900	6,500	6,733	0,20	17,466	(7.)
		3,100	5,000	6,700		17,450	(8.)
		1,466	5,100	6,300	0,25	15,633	(10.)
		1,833	3,700	5,966	0,20	14,498	(15.)
12.	HÜBSCH Julika (Pfalz)		SG Dahner Felsenland		Summe:	64,513	
		2,333	4,500	6,166		15,748	(13.)
		1,766	6,000	6,600		17,083	(9.)
		3,000	4,000	6,333		16,166	(8.)
		1,533	3,500	6,500		15,516	(13.)
13.	BASINA Anna (Mecklenburg-Vorpommern)		TSV Schwerin		Summe:	61,345	
		1,600	6,000	6,033	0,10	15,766	(12.)
		1,733	4,400	6,366	0,70	15,098	(16.)
		1,400	4,400	5,833	0,05	14,516	(17.)
		2,666	3,900	6,366	0,05	15,965	(11.)
14.	KADRYAEVA Alexandra (Westfalen)		Schwerter TS		Summe:	60,764	
		1,633	5,600	6,100		15,816	(11.)
		2,133	3,700	6,100		15,116	(15.)
		3,300	3,200	5,866		14,982	(16.)
		1,600	3,700	6,200	0,20	14,850	(14.)
15.	FRANK Stefanie (Bayern)		TSV 1846 Nürnberg		Summe:	59,862	
		2,233	5,000	5,566	0,20	14,548	(17.)
		2,666	4,400	6,200		15,933	(13.)
		3,100	4,100	5,966		15,532	(13.)
		2,866	3,800	5,533	0,55	13,849	(17.)
16.	ROLOFF Helen (Sachsen-Anhalt)		SKC TaBeA Halle		Summe:	59,413	
		1,600	4,100	5,500	0,10	13,750	(18.)
		1,700	4,800	6,200		15,650	(14.)
		1,466	4,000	5,866		14,465	(18.)
		2,133	3,500	6,466	0,20	15,548	(12.)
17.	DREWS Wiebke (Westfalen)		TV Bochum-Brenschede		Summe:	59,013	
		2,100	4,000	5,766		14,582	(16.)
		1,866	4,500	5,766		14,715	(17.)
		2,166	5,000	6,000		15,583	(11.)
		2,766	3,500	5,500		14,133	(16.)
18.	MARKS Jeanny (Rheinland)		TV Bocholt		Summe:	57,179	
		2,566	3,800	5,700		14,583	(15.)
		2,333	3,300	5,633		14,082	(18.)
		2,600	4,100	5,833		15,016	(15.)
		2,033	2,700	5,566		13,498	(18.)